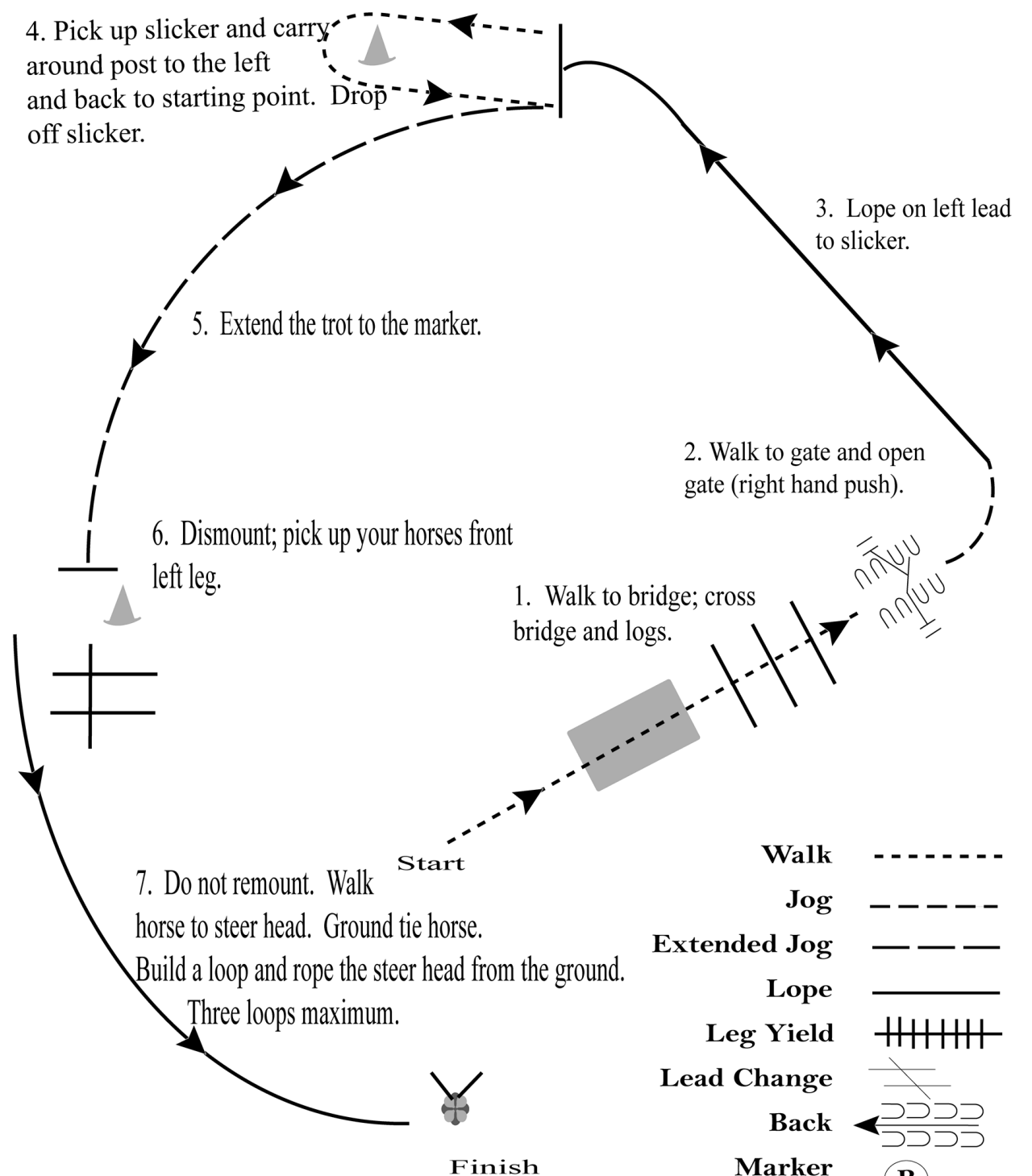


MOUNTAIN & PLAINS ApHC SPRING CLASSIC RANCH TRAIL

Show Date: JUNE 19-20 2021



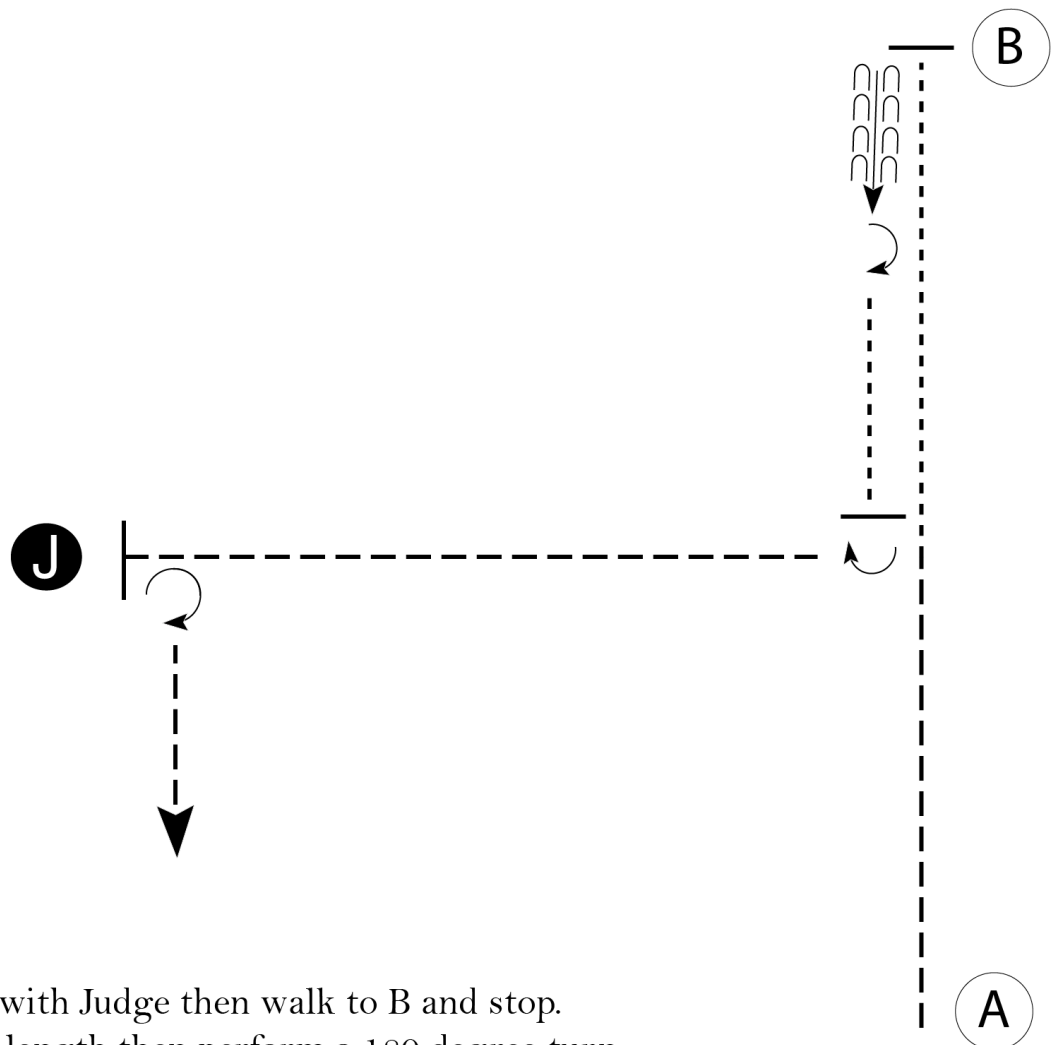
[RT/3]

Pattern Provided by:
JUDGES

MOUNTAIN & PLAINS ApHC SPRING CLASSIC

ALL SHOWMANSHIP except W/T

Show Date: JUNE 19-20 2021



Be ready at A.

1. Trot until even with Judge then walk to B and stop.
2. Back one horse length then perform a 180 degree turn.
3. Walk until your horse's hip is even with Judge.
4. Perform a 1/4 turn.
5. Trot to Judge.
6. Set up.
7. Inspection. When dismissed, perform a 270 degree turn and trot to exit.

Walk -----
Trot -----
Back ←-----
Marker (B)
Judge (J)



[S/2-120]

Pattern Provided by:
JUDGES

MOUNTAIN & PLAINS ApHC SPRING CLASSIC RANCH RIDING

Show Date: JUNE 19-20 2021

1. Walk
2. Jog
3. Stop, do a 1 1/4 turn to the right
4. Walk. Then, lope small circle on the right lead
5. Change leads, (simple or flying) lope left lead around end of the arena
6. Extend the lope on the left lead
7. Stop, do a 2 1/2 turns right
8. Lope straight on the right lead
9. Extend the jog around end of the arena across poles/logs
10. Extend the lope on right lead
11. Stop, do 2 turns left
12. Back

Walk	-----
Jog	- - - - -
Extended Jog	— — — —
Lope	—————
Lead Change	
Back	
Marker	(B)

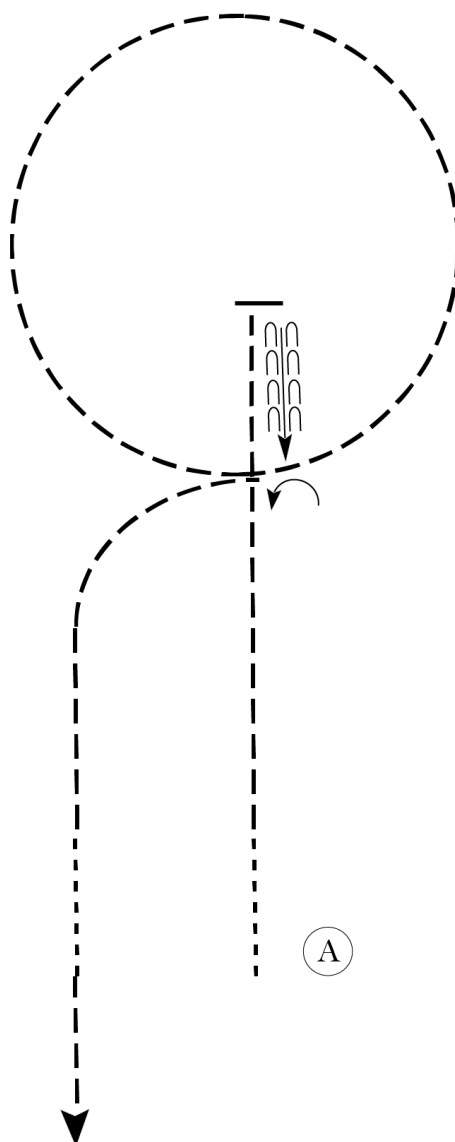
[RR/6]

Pattern Provided by:
JUDGES

MOUNTAIN & PLAINS ApHC SPRING CLASSIC

WALK TROT EQUITATION

Show Date: JUNE 19-20 2021



Be ready at A.

1. Walk two horse lengths then posting trot on the left diagonal past the center of the arena.
2. Stop and back approximately two horse lengths.
3. Perform a 90 degree turn on the forehand to the left.
4. Trot a circle on the left diagonal.
5. Change diagonals then posting trot on the right diagonal then walk two horse lengths. Pattern is complete, exit at a sitting trot.

Walk	-----
Trot	- - - - -
Extended Trot	— — — — —
Canter	—————
Leg Yield	
Lead Change	↖ ↗
Back	← ← ← ← ←
Marker	(B)
Sidepass	← — — — — →
Hand Gallop	—————

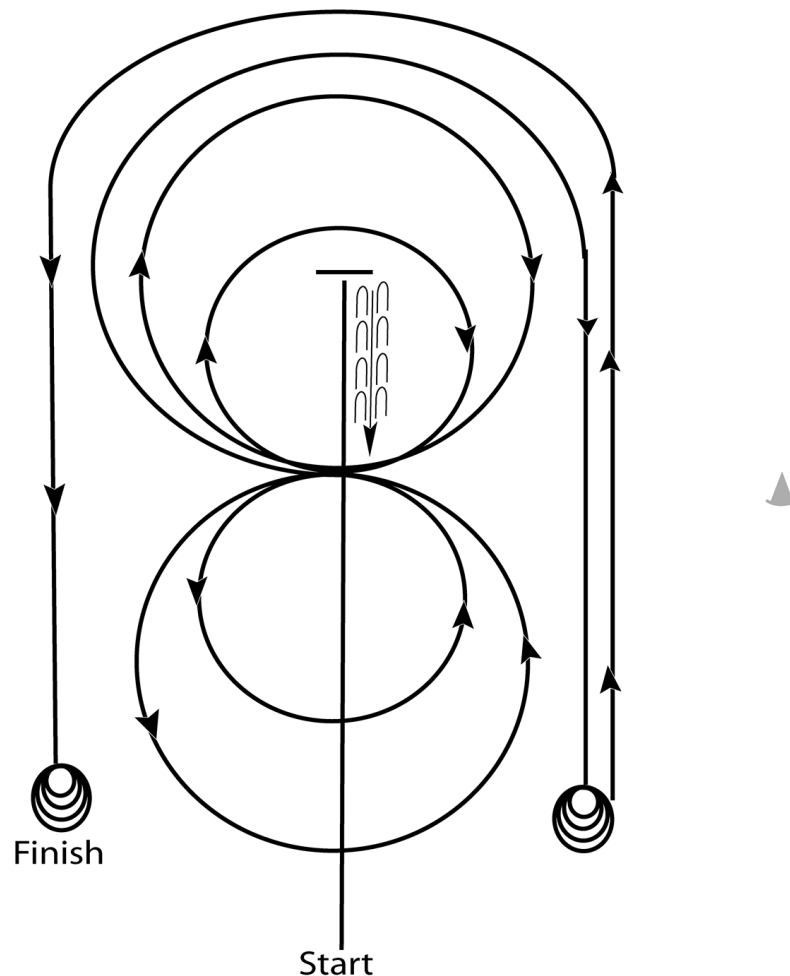
[HSE/WT-82]

Pattern Provided by:

JUDGES

MOUNTAIN & PLAINS ApHC SPRING CLASSIC WORKING COW HORSE

Show Date: JUNE 19-20 2021



Pattern 1

1. Start at end of arena. Run down middle past center marker to a sliding stop.
2. Back at least 10 feet to center. $1/4$ turn left.
3. Pickup right lead, big fast circle, small slow circle.
4. Change leads to left, big fast circle, small slow circle.
5. Change leads to right, do not close this circle.
6. Run around end of arena and down the side (approximately 20 feet from fence) past center marker and come to a sliding stop.
7. Complete $3 \frac{1}{2}$ turns to the right.
8. Continue back down side and end of arena to other side (approximately 20 feet from fence) go past center marker and come to a sliding stop.
9. Complete $3 \frac{1}{2}$ turns to the left.
10. Hesitate to complete pattern.

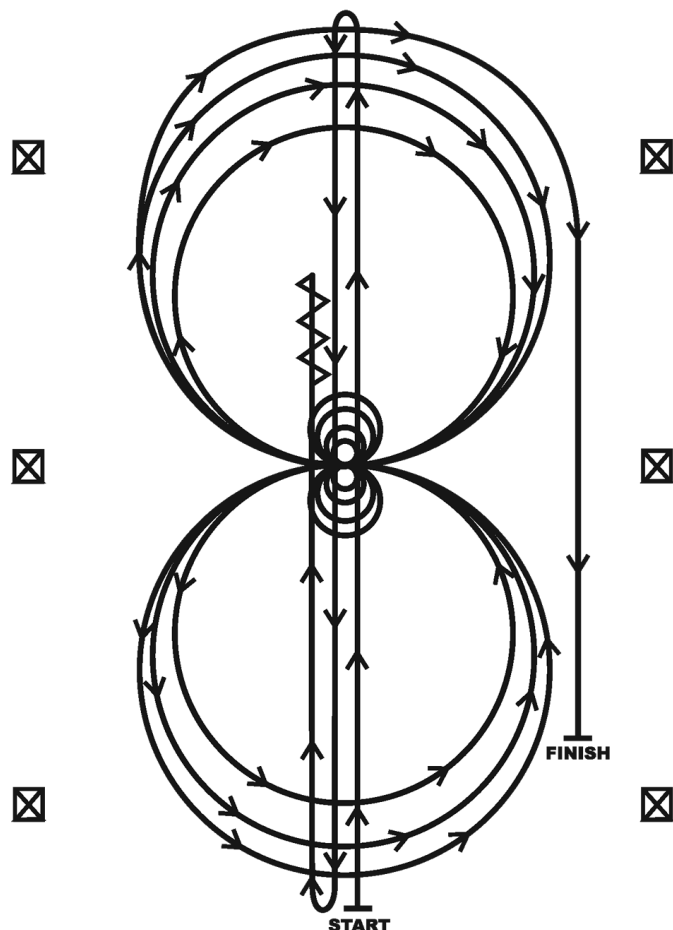
[NRCHAWC/1]

Pattern Provided by:
JUDGES

MOUNTAIN & PLAINS ApHC SPRING CLASSIC ALL REINING

Show Date: JUNE 19-20 2021

REINING PATTERN 7



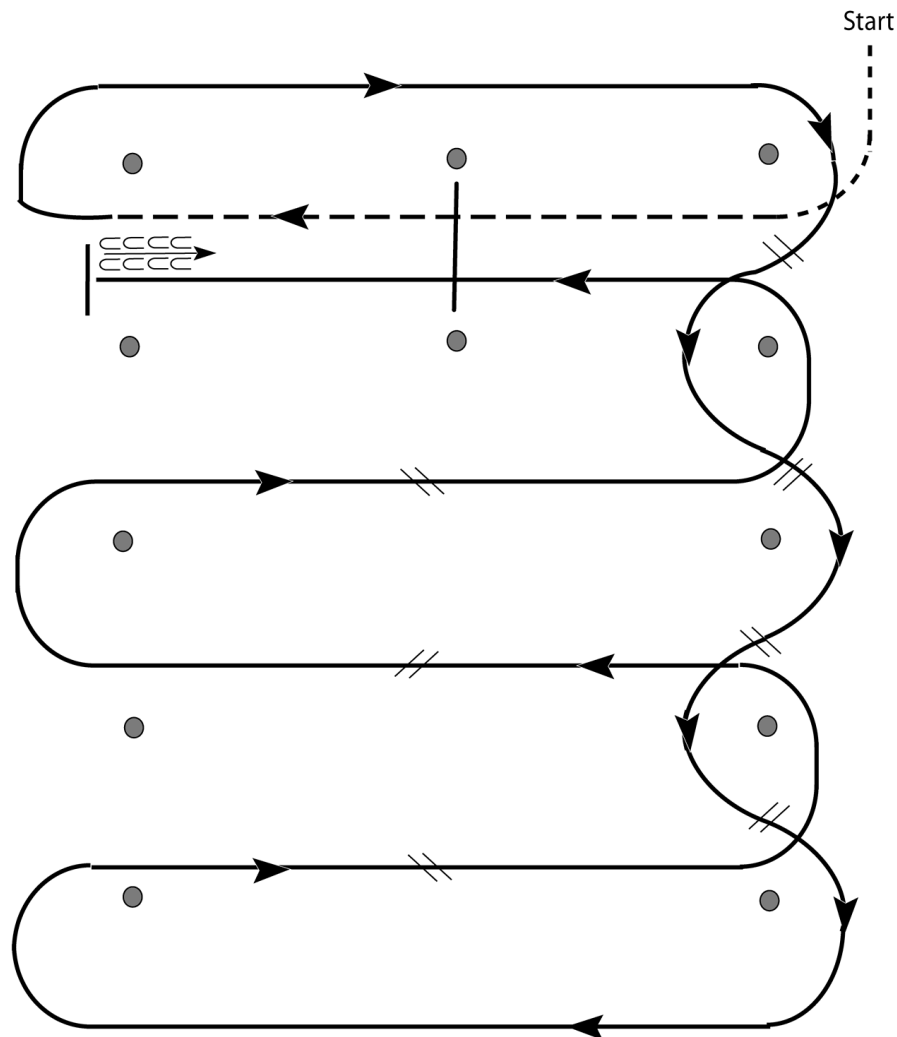
1. Run at speed to the far end of the arena past the end marker and do a left rollback—no hesitation.
2. Run to the opposite end of the arena past the end marker and do a right rollback—no hesitation.
3. Run past the center marker and do a sliding stop. Back up to the center of the arena or at least ten feet (three meters). Hesitate.
4. Complete four spins to the right. Hesitate.
5. Complete four and one-quarter spins to the left so that horse is facing left wall or fence. Hesitate.
6. Beginning on the right lead, complete three circles to the right: the first two circles large fast; the third circle small and slow. Change leads at the center of the arena.
7. Complete three circles to the left: the first two circles large fast; the third circle small and slow. Change leads at the center of the arena.
8. Begin a large circle to the right but do not close this circle. Run straight down the right side of the arena past the center marker and do a sliding stop at least twenty feet (six meters) from the wall or fence. Hesitate to demonstrate completion of the pattern.

[R/AQHAP-7]

Pattern Provided by:
JUDGES

MOUNTAIN & PLAINS ApHC SPRING CLASSIC WESTERN RIDING

Show Date: JUNE 19-20 2021



1. Walk, transition to jog, jog over log.
2. Transition to right.
3. First line change.
4. Second line change.
5. Third line change.
6. Fourth line change.
7. First crossing change.
8. Second crossing change.
9. Third crossing change.
10. Lope over log.
11. Lope, stop and back.

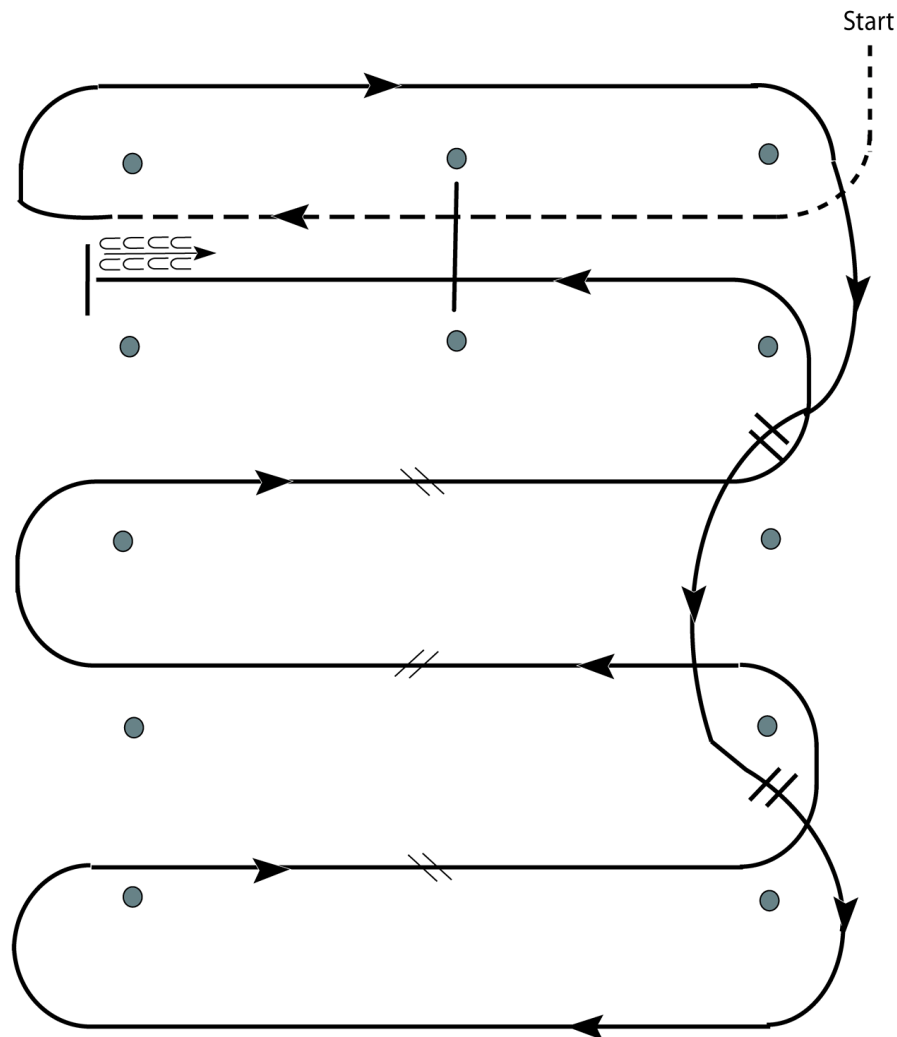
[WR/OP-4]

Pattern Provided by:
JUDGES

MOUNTAIN & PLAINS ApHC SPRING CLASSIC

GREEN WESTERN RIDING

Show Date: JUNE 19-20 2021



1. Walk, transition to jog, jog over log.
2. Transition to right lead and lope around end.
3. First line change.
4. Second line change. Lope around end of arena.
5. First crossing change.
6. Second crossing change.
7. Third crossing change.
8. Lope over log.
9. Lope, stop and back.

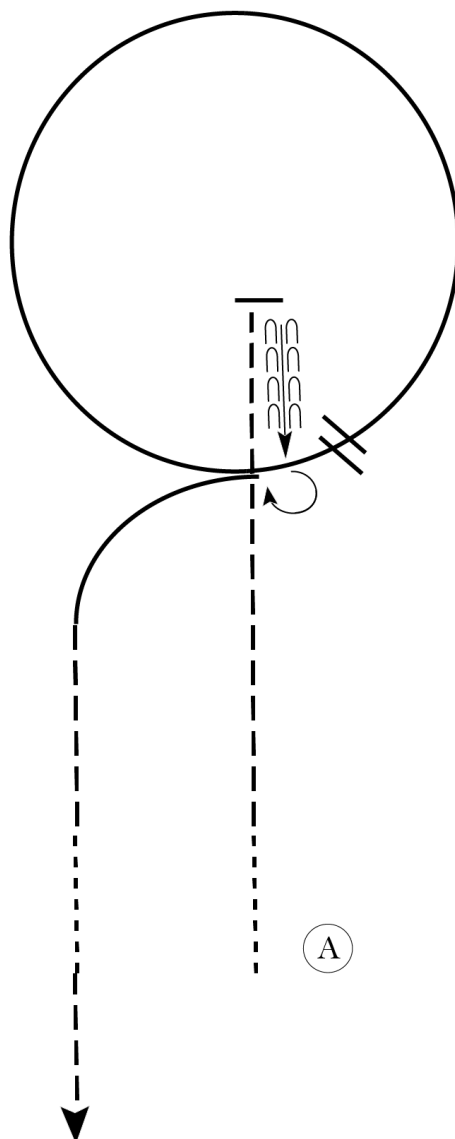
[WR/GP-4]

Pattern Provided by:
JUDGES

MOUNTAIN & PLAINS ApHC SPRING CLASSIC

ALL EQUITATION except WALK TROT

Show Date: JUNE 19-20 2021



Be ready at A.

1. Walk two horse lengths then posting trot on the left diagonal past the center of the arena.
2. Stop and back approximately two horse lengths.
3. Perform a 270 degree turn on the forehand to the right.
4. Canter a circle on the right lead.
5. Perform a simple or flying lead change.
6. Canter on the left lead.
7. Posting trot on the right diagonal then walk two horse lengths. Pattern is complete, exit at a sitting trot.

Walk	-----
Trot	- - - - -
Extended Trot	— — — — —
Canter	—————
Leg Yield	
Lead Change	↗ ↘
Back	← ← ← ← ←
Marker	(B)
Sidepass	← — — — — →
Hand Gallop	—————

[HSE/3-82]

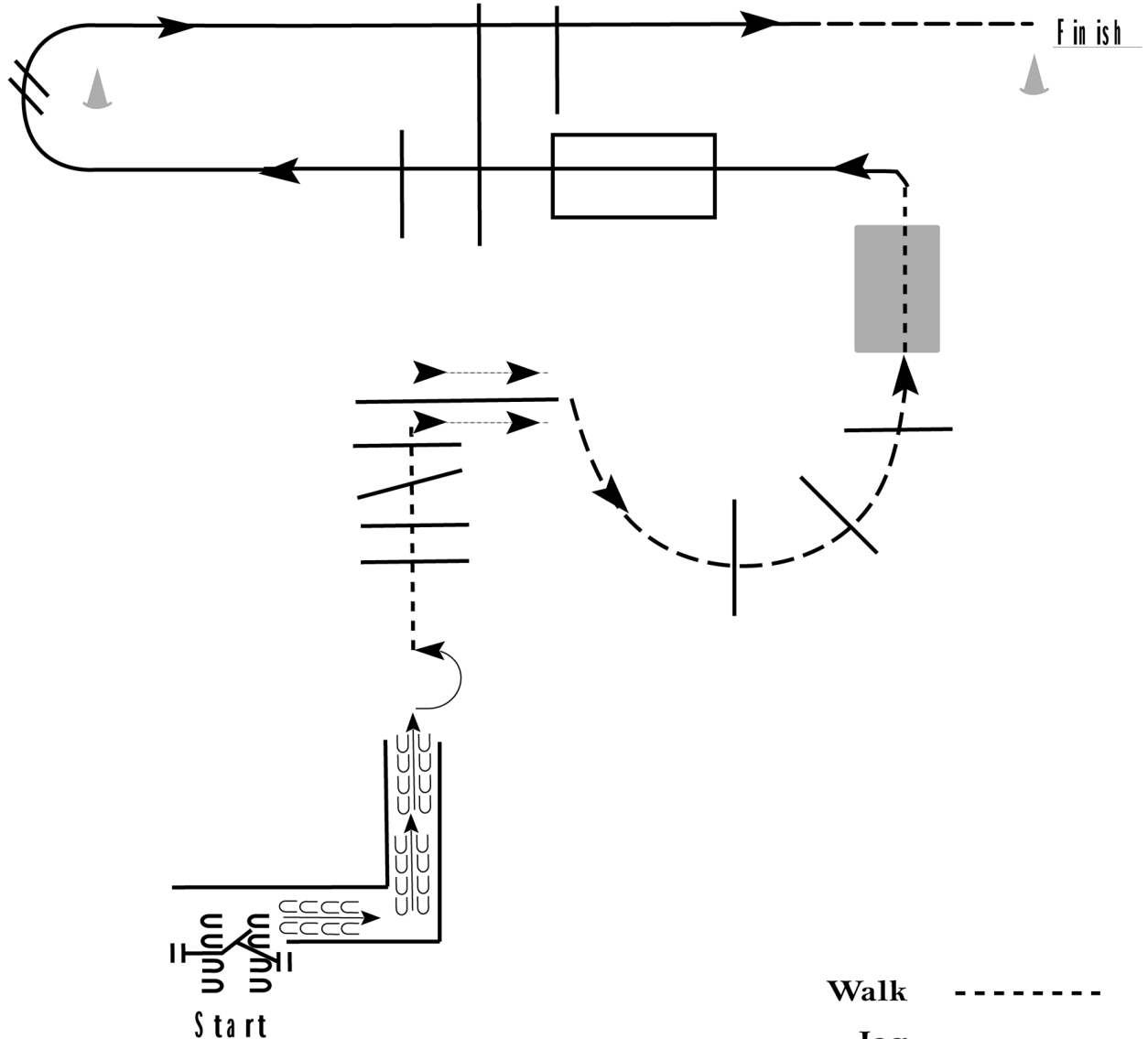
Pattern Provided by:

JUDGES

MOUNTAIN & PLAINS ApHC SPRING CLASSIC

TRAIL (WTrot will do an extended jog where it calls for any LOPE)

Show Date: JUNE 19-20 2021



1. Work gate with left hand.
2. Back thru L
3. Do a 180 degree turn to left and walk over logs.
4. Sidepass final log to the right.
5. Jog over poles and to bridge.
6. Walk over bridge.
7. Lope on left lead thru box and over poles.
8. At cone, change leads.
9. Lope on right lead over two poles and jog to finish.

Walk	-----
Jog	-----
Extended Jog	-----
Lope	-----
Leg Yield	
Lead Change	---/---
Back	← u u u
Marker	(B)
Sidepass	←-----→

[T/3-26]

Pattern Provided by:
JUDGES

MOUNTAIN & PLAINS ApHC SPRING CLASSIC

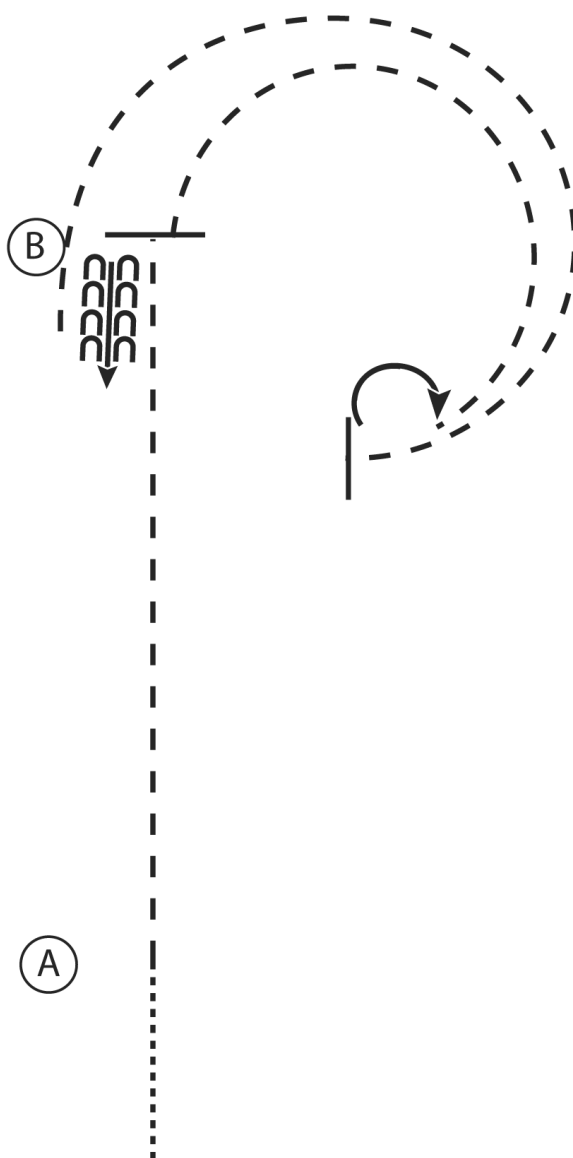
WALK TROT HORSEMANSHIP

Show Date: JUNE 19-20 2021

www.HorseShowPatterns.com

www.HorseShowPatterns.com

1. Walk to A
2. Jog A to B
3. At B stop and back
4. Jog 3/4 circle to the right
5. Stop and perform a 180 degree turn to the right on the hindquarter
6. Jog a circle back to B
7. Stop at B



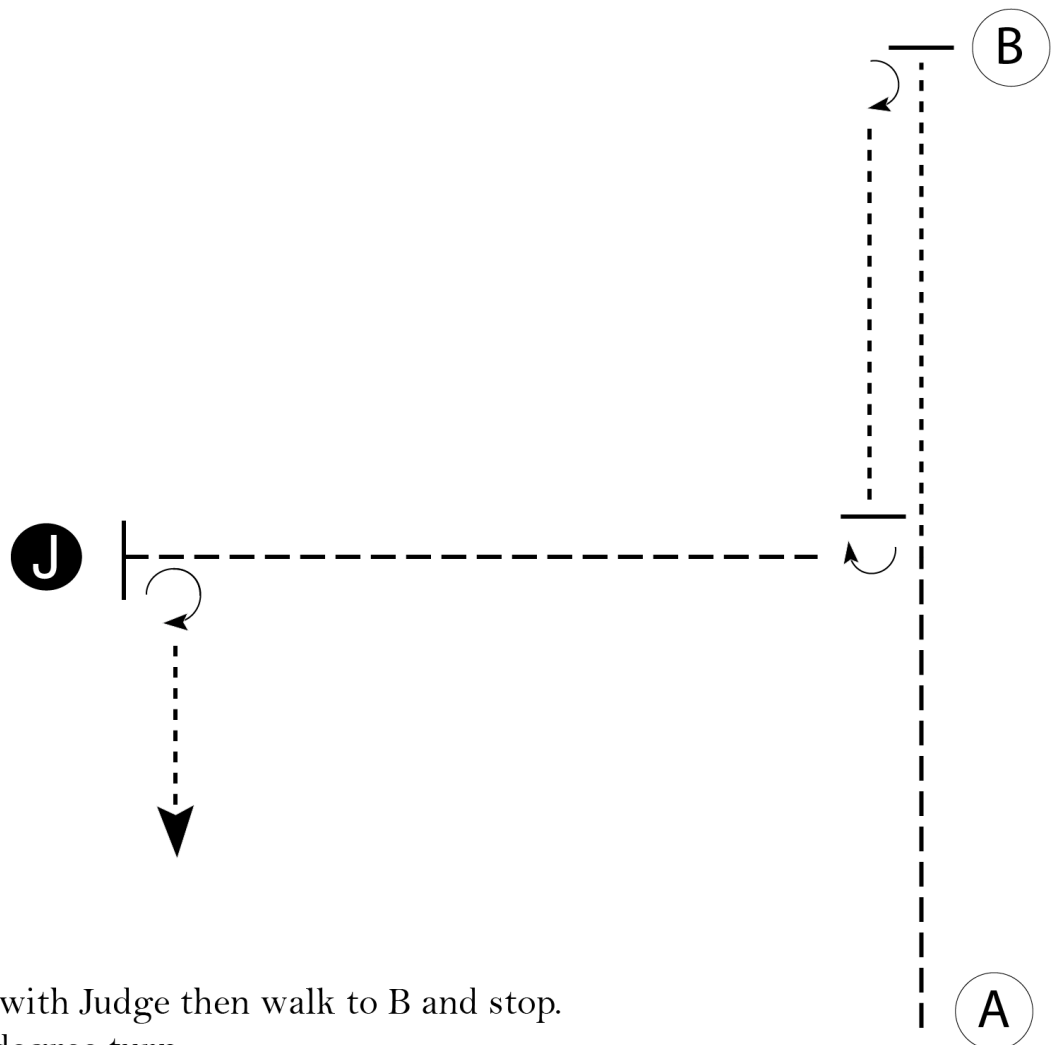
Walk
Jog	-----
Extended Jog	-----
Lope	=====
Leg Yield	
Lead Change	↖↗
Back	←←←←←
Marker	(B)
Sidepass	←←←←←

[WH/WT-12]

Pattern Provided by:
JUDGES

MOUNTAIN & PLAINS ApHC SPRING CLASSIC WALK TROT SHOWMANSHIP

Show Date: JUNE 19-20 2021



Be ready at A.

1. Trot until even with Judge then walk to B and stop.
2. Perform a 180 degree turn.
3. Walk until your horse's hip is even with Judge.
4. Perform a 1/4 turn.
5. Trot to Judge.
6. Set up.
7. Inspection. When dismissed, perform a 270 degree turn and walk to exit.

Walk -----
Trot - - - - -
Back ← ⊞ ⊞ ⊞
Marker (B)
Judge (J)

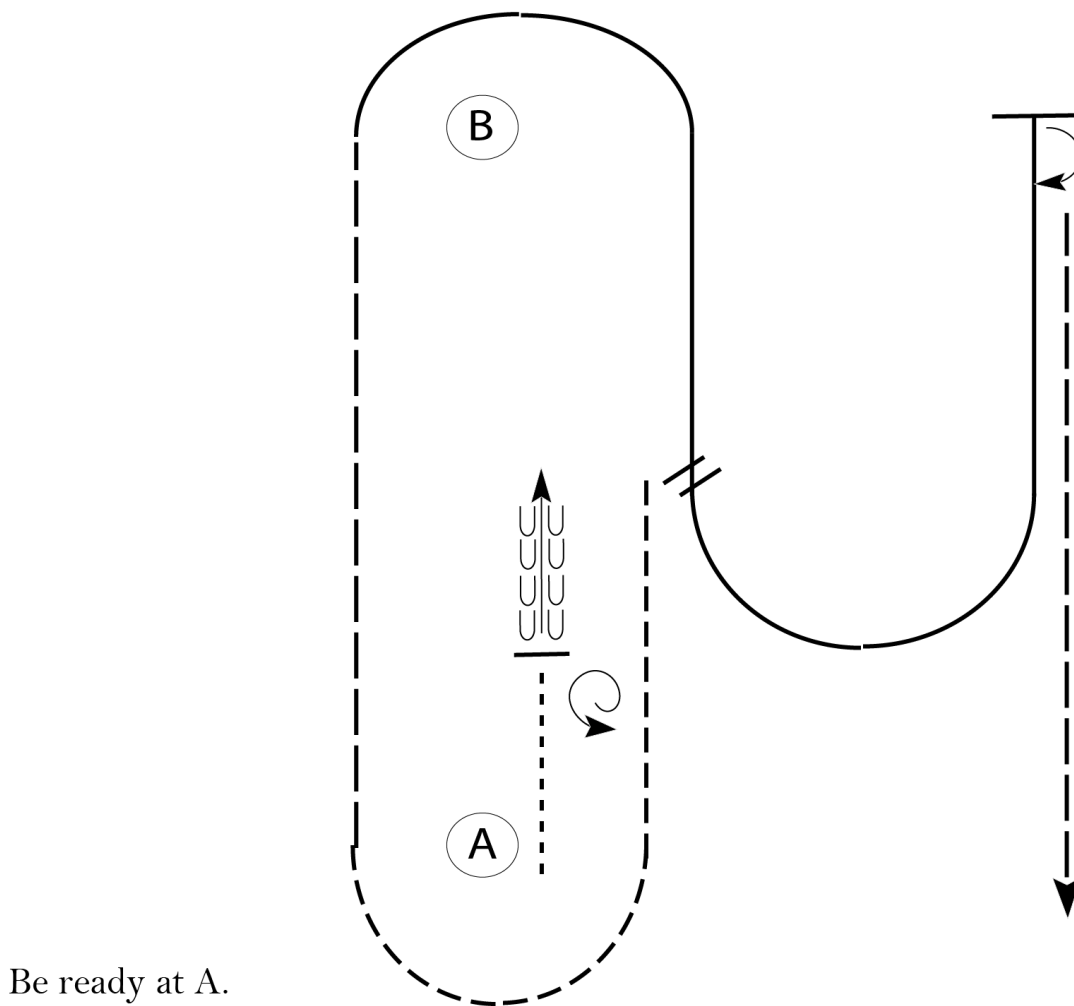
[S/WT-120]

Pattern Provided by:
JUDGES

MOUNTAIN & PLAINS ApHC SPRING CLASSIC

ALL HORSEMANSHIP except WALK/TROT

Show Date: JUNE 19-20 2021



Be ready at A.

1. Walk approximately two horse lengths forward.
Stop and perform a 1 1/2 turn left.
2. Back approximately two horse lengths then jog to and around A.
3. Extend the jog to B.
4. Right lead lope around B and halfway to A.
5. Change leads and lope a half circle until even with B.
6. Stop and perform a 180 degree turn to the right and extend the jog to finish.

Walk	-----
Jog	- - - - -
Extended Jog	— — — —
Lope	
Lead Change	
Back	
Marker	(B)

[WH/3-118]

Pattern Provided by:
JUDGES