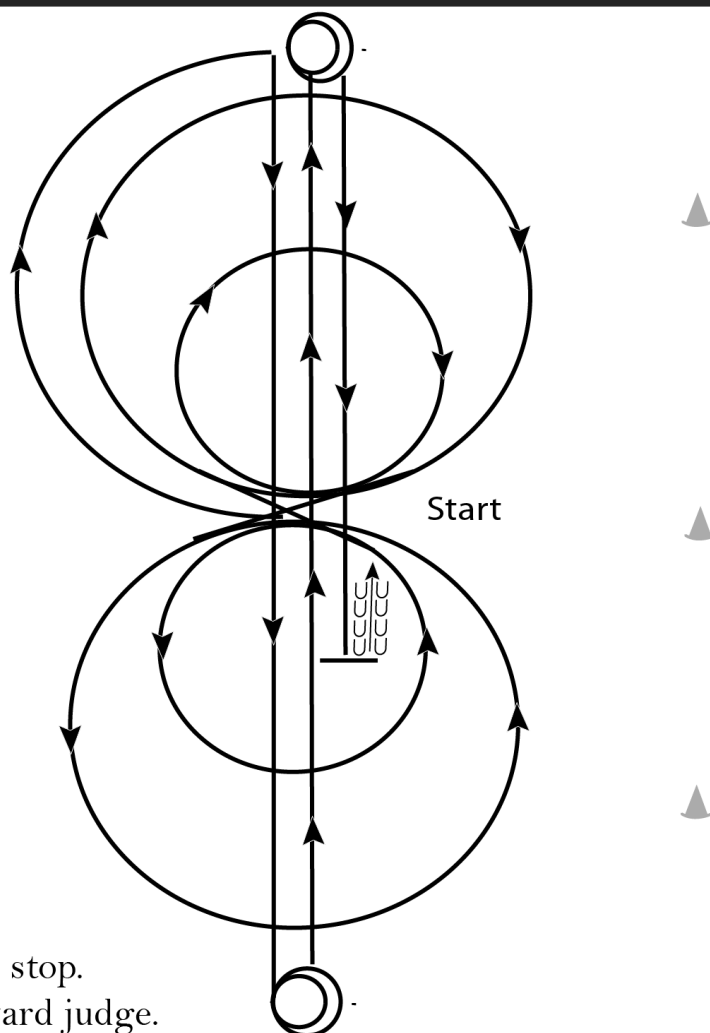


Mountain Plains ApHC

Working Cow dry (Working Cow dry)

Show Date: 09-03 & 04-2022



Pattern 12

Trot to center of arena, stop.

Start pattern facing toward judge.

1. Beginning on the right lead, complete 2 circles to the right; the first circle large and fast and the second circle small and slow. Change leads at the center of the arena.
2. Complete 2 circles to the left, the first circle large and fast and the second small and slow. Change leads at the center of the arena.
3. Continue around end of arena without breaking gait or changing leads, run down center of arena past end marker, and execute a square sliding stop.
4. Complete 3 1/2 spins to the left.
5. Run down center of arena past end marker and execute a square sliding stop.
6. Complete 3 1/2 spins to the right.
7. Run down center of arena past center marker and execute a square sliding stop.
8. Back at least 10 feet.
9. Hesitate to complete pattern.

[NRCHAWC/12]

Pattern Provided by:

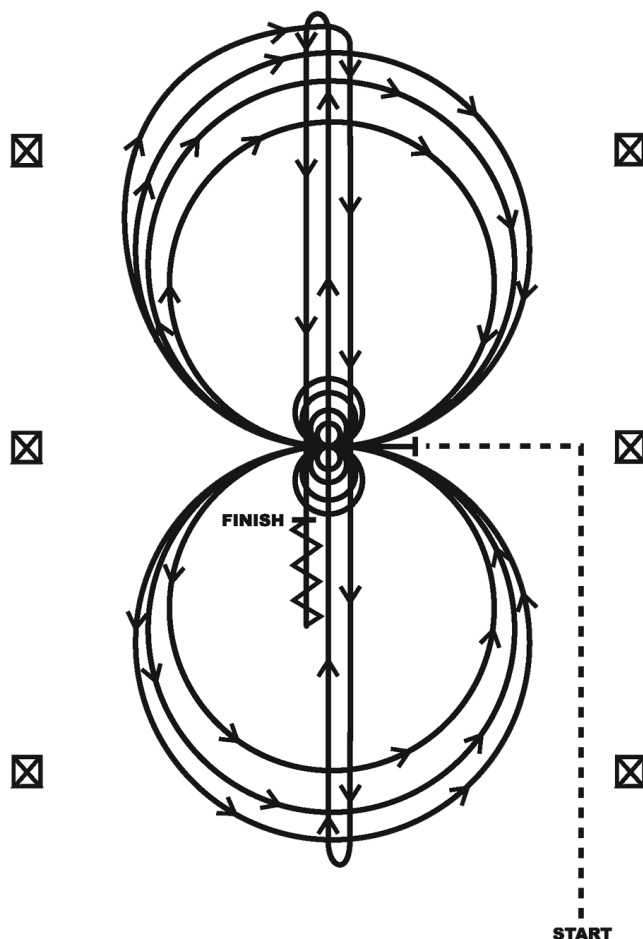
The Judges

Mountain Plains ApHC

Reining (All Reining)

Show Date: 09-03 & 04-2022

REINING PATTERN 11



Horses must jog to the center of the arena. Horses must walk or stop prior to starting the pattern. Beginning at the center of the arena facing the left wall or fence.

1. Complete four spins to the left. Hesitate.
2. Complete four spins to the right. Hesitate.
3. Beginning on the right lead complete three circles to the right; the first circle small and slow; the next two circles large and fast. Change leads at the center of the arena.
4. Complete three circles to the left; the first circle small and slow; the next two circles large and fast. Change leads at the center of the arena.
5. Begin a large circle to the right, but do not close this circle. Run down the center of the arena past the end marker and do a right rollback—no hesitation.
6. Run up the middle to the opposite end of the arena past the end marker and do a left rollback—no hesitation.
7. Run past the center marker and do a sliding stop. Back up to the center of the arena or at least ten feet (three meters). Hesitate to demonstrate completion of the pattern.

[R/AQHAP-11]

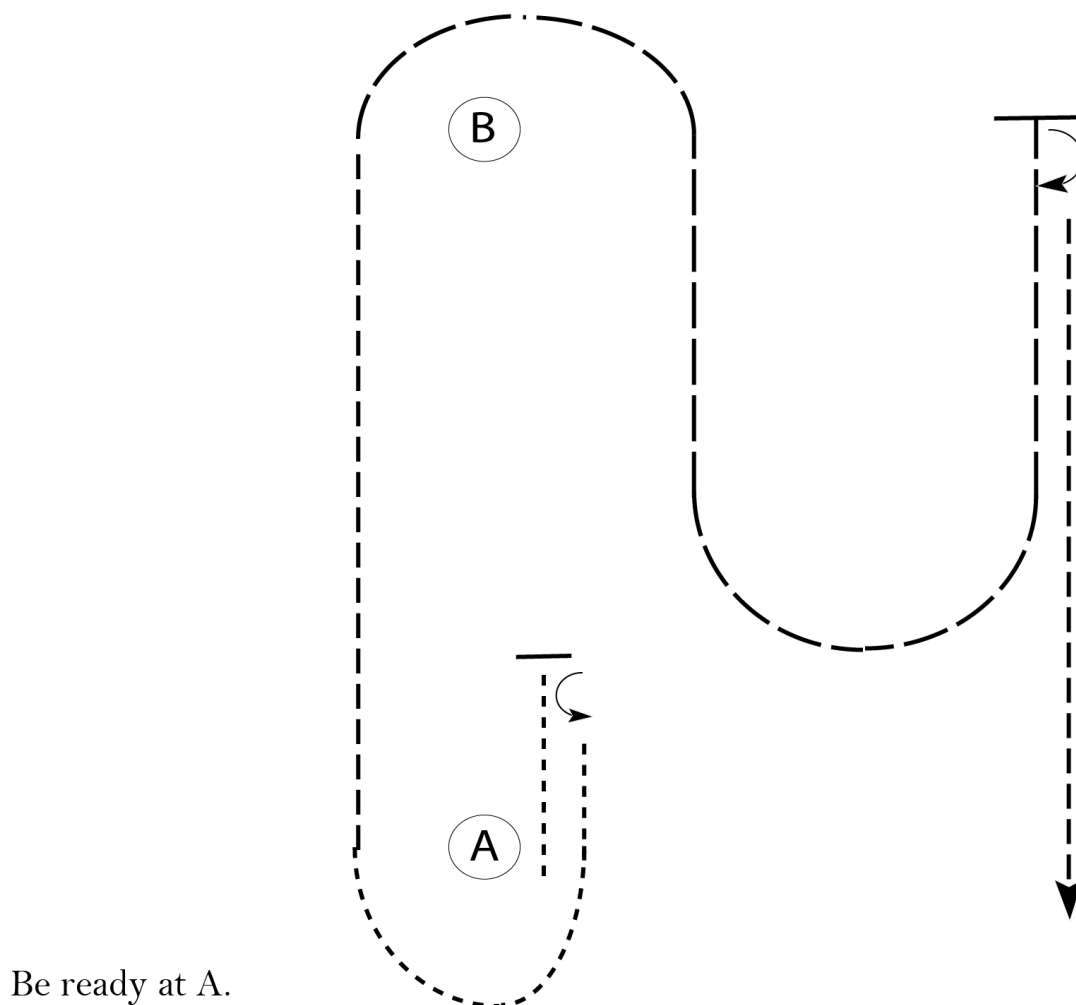
Pattern Provided by:

The Judges

Mountain Plains ApHC

All Walk Trot Horsemanship

Show Date: 09-03 & 04-2022



Be ready at A.

1. Walk approximately two horse lengths forward.
Stop and perform a 1/2 turn left.
2. Walk to and around A.
3. Jog to B.
4. Extend the jog as shown until even with B.
until even with B.
5. Stop and perform a 180 degree turn to the
right and jog to finish.

Walk	-----
Jog	- - - - -
Extended Jog	- - - - -
Lope	
Lead Change	
Back	
Marker	(B)

[WH/WT-118]

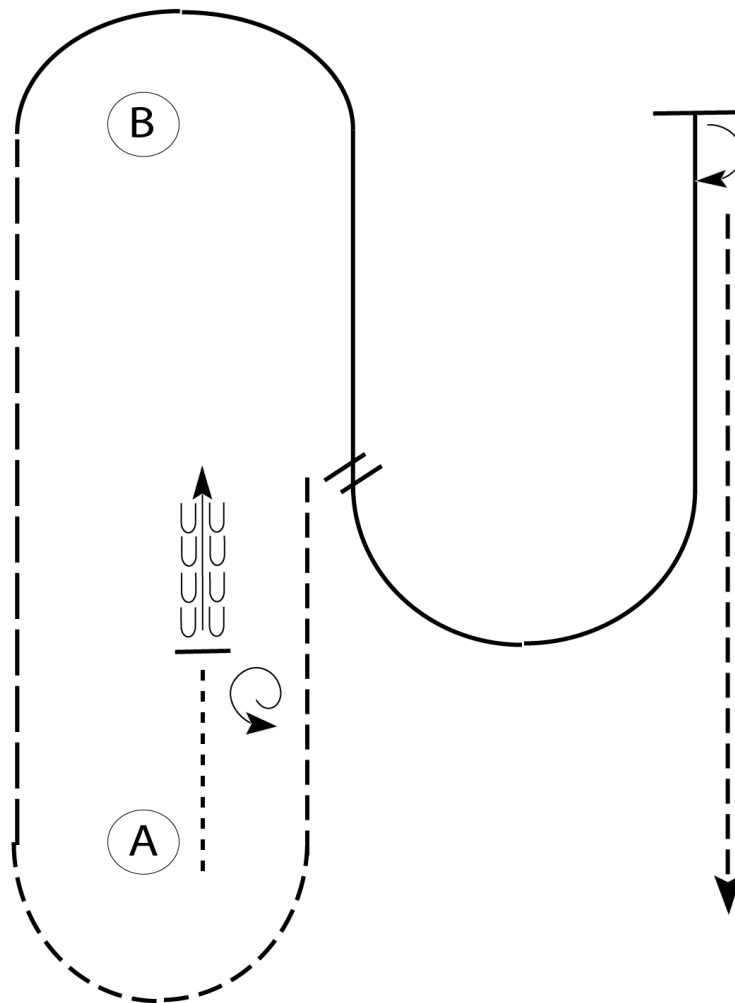
Pattern Provided by:

The Judges

Mountain Plains ApHC

Western Horsemanship (Except W/T)

Show Date: 09-03 & 04-2022



Be ready at A.

1. Walk approximately two horse lengths forward.
Stop and perform a 1 1/2 turn left.
2. Back approximately two horse lengths then jog to and around A.
3. Extend the jog to B.
4. Right lead lope around B and halfway to A.
5. Perform a simple lead change and lope a half circle until even with B.
6. Stop and perform a 180 degree turn to the right and jog to finish.

Walk	-----
Jog	- - - - -
Extended Jog	— — — —
Lope	
Lead Change	
Back	
Marker	(B)

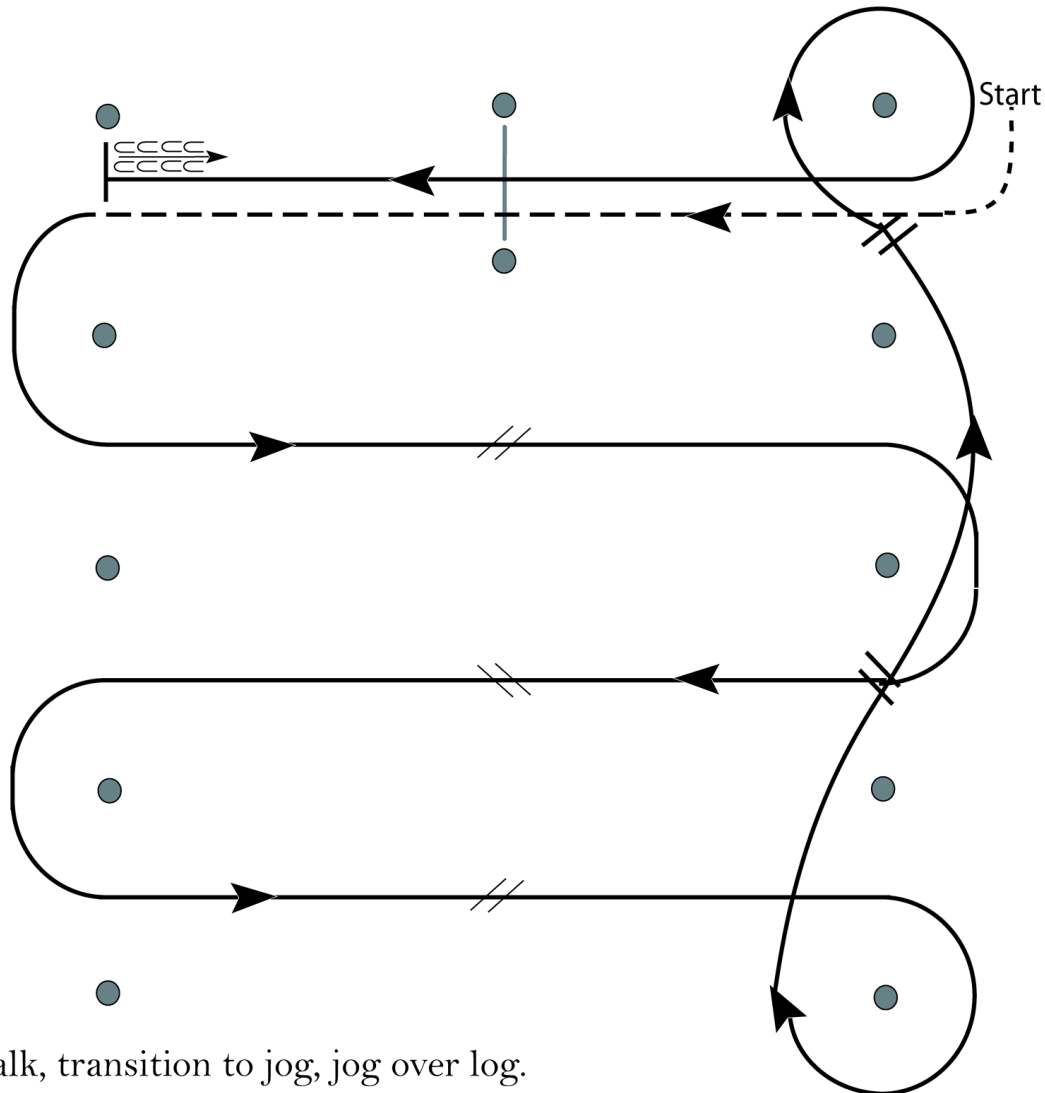
[WH/2-118]

Pattern Provided by:
The Judges

Mountain Plains ApHC

All Green Western Riding

Show Date: 09-03 & 04-2022



1. Walk, transition to jog, jog over log.
2. Transition to left lead lope.
3. First crossing change.
4. Second crossing change.
5. Third crossing change.
6. Circle and first line change.
7. Second line change and circle.
8. Lope log.
9. Stop and back.

[WR/GP-2]

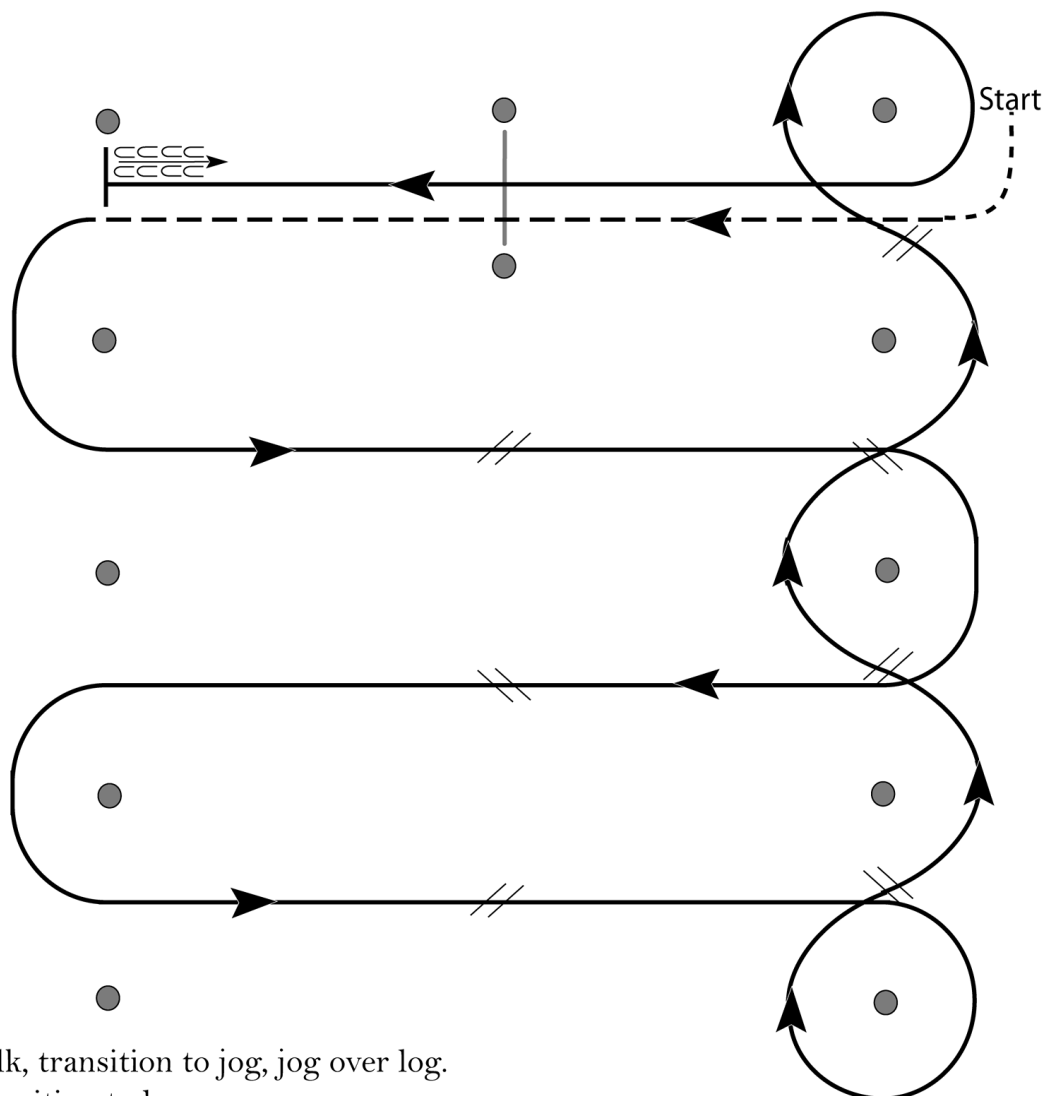
Pattern Provided by:

The Judges

Mountain Plains ApHC

Western Riding (except green)

Show Date: 09-03 & 04-2022



1. Walk, transition to jog, jog over log.
2. Transition to lope.
3. First crossing change.
4. Second crossing change.
5. Third crossing change.
6. Circle and first line change.
7. Second line change.
8. Third line change.
9. Fourth line change and circle.
10. Lope log.
11. Lope, stop and back.

[WR/OP-2]

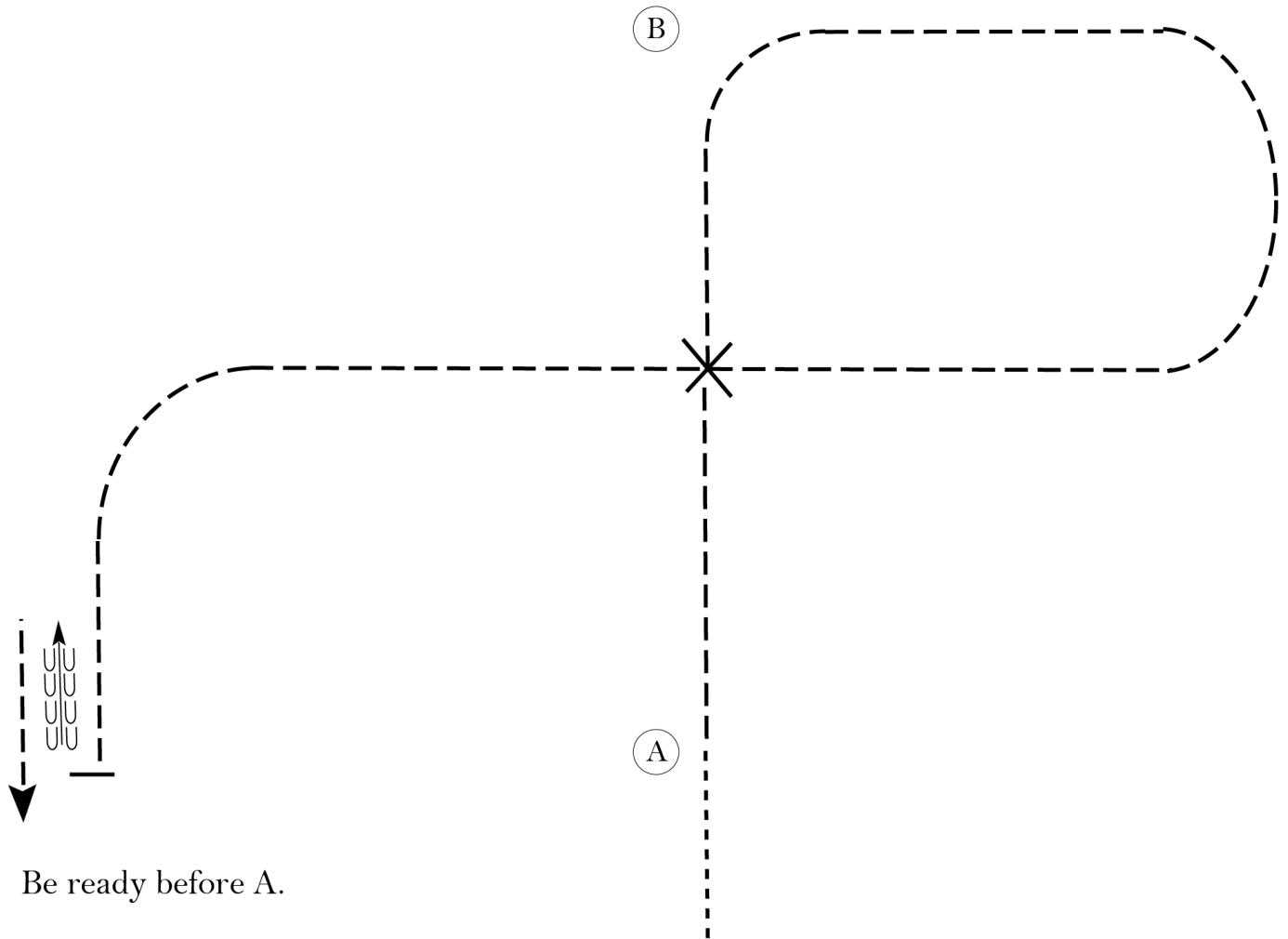
Pattern Provided by:

The Judges

Mountain Plains ApHC

All Walk Trot Equitation

Show Date: 09-03 & 04-2022



Be ready before A.

1. Walk to A then trot on right diagonal to center.
2. Change diagonals in center and trot on left diagonal around to center of pattern.
3. Change diagonals in center of arena (at X) and continue trot.
4. Halt when even with A and back approximately one horse length. Exit at a trot.

Walk	-----
Trot	- - - - -
Extended Trot	— — — — —
Canter	—————
Leg Yield	
Lead Change	— / —
Back	← ← ← ← ←
Marker	(B)
Sidepass	← — — — — →
Hand Gallop	— — — — —

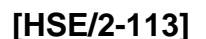
[HSE/WT-113]

Pattern Provided by:

The Judges

www.HorseShowPatterns.com

www.HorseShowPatterns.com

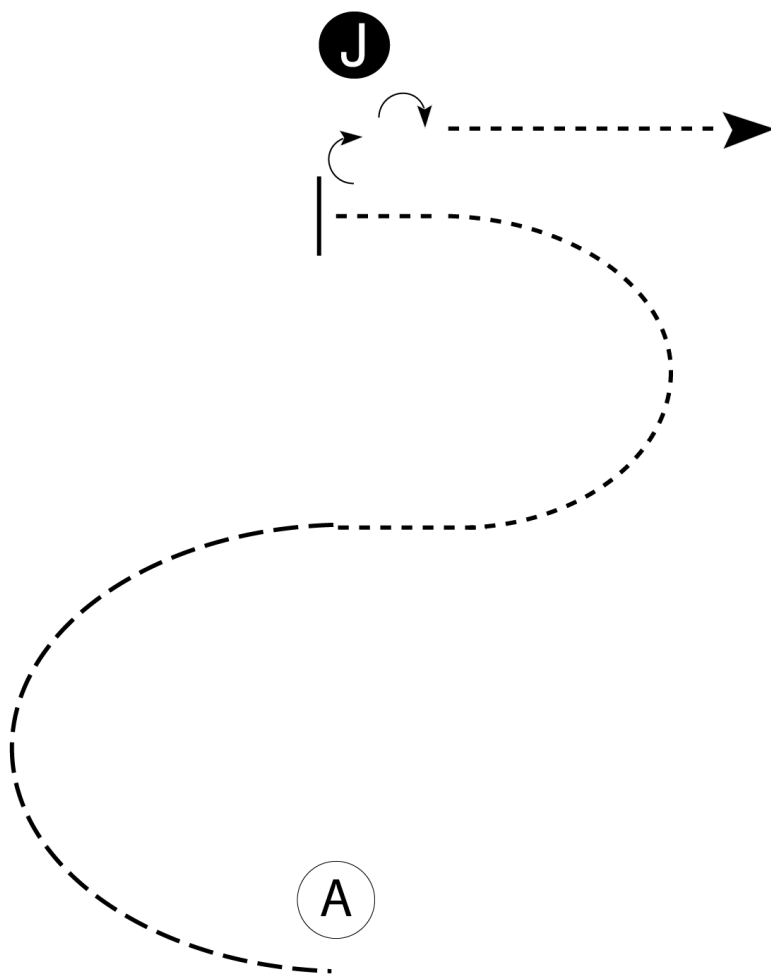


©2022 HorseShowPatterns.com. All Rights Reserved.

Mountain Plains ApHC

All Walk Trot Showmanship

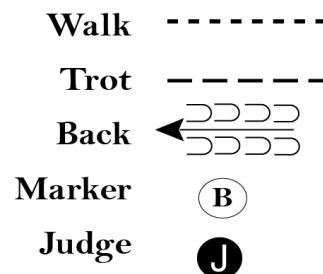
Show Date: 09-03 & 04-2022



Be ready at A.

1. Trot a half circle to center of pattern.
2. Break to a walk and walk a half circle.
3. Stop, perform a 1/4 turn, and set up for inspection.
4. When dismissed, perform a 1/4 turn.
5. Walk to exit.

Follow the instructions of your ring steward.



[S/WT-86]

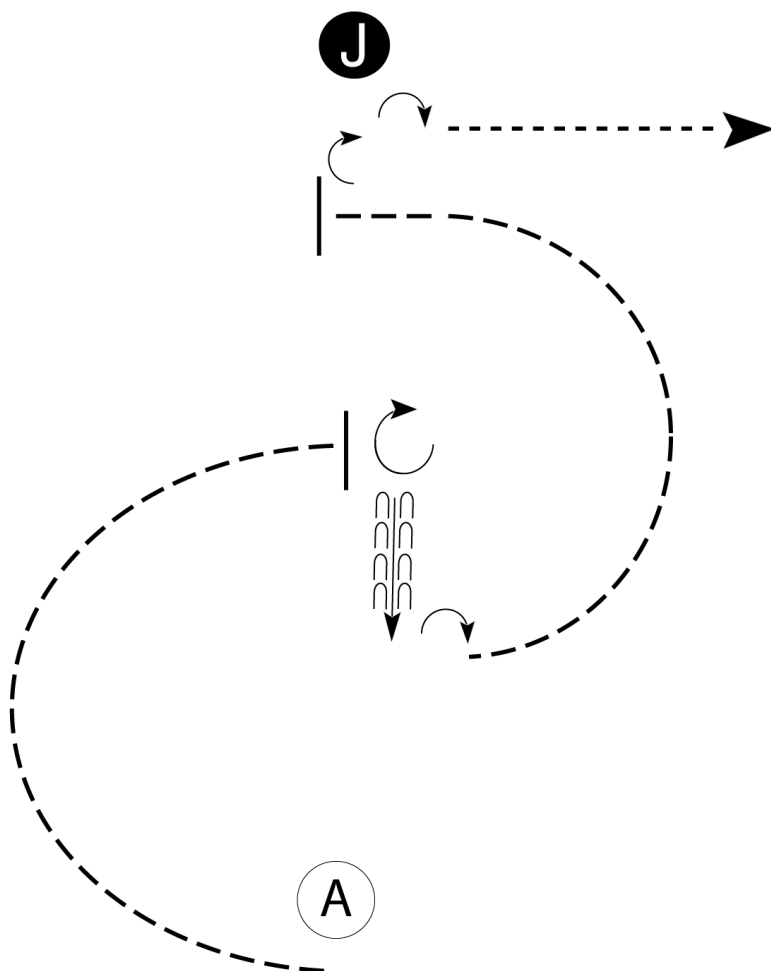
Pattern Provided by:

The Judges

Mountain Plains ApHC

Showmanship (except Walk Trot)

Show Date: 09-03 & 04-2022



Be ready at A.

1. Trot a half circle to center of pattern.
2. Stop and perform a 3/4 turn.
3. Back one horse length.
4. Perform a 1/4 turn.
5. Trot a half circle.
6. Perform a 1/4 turn and set up for inspection.
7. When dismissed, perform a 1/4 turn.
8. Walk to exit.

Follow the instructions of your ring steward.

Walk	-----
Trot	-----
Back	← ↗ ↘ ↗ ↘
Marker	(B)
Judge	●(J)

[S/1-86]

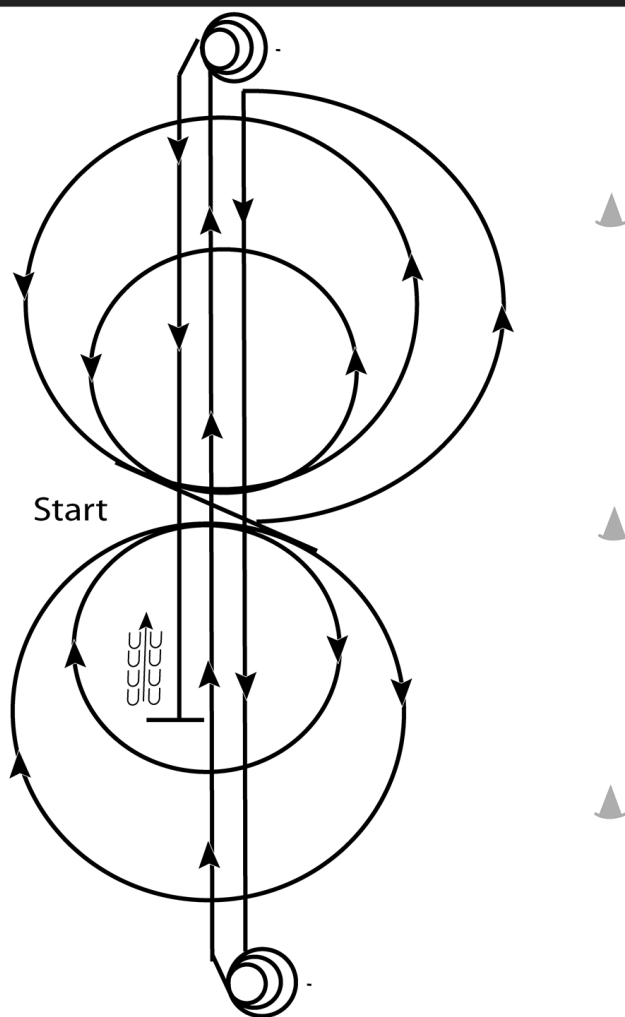
Pattern Provided by:

The Judges

Mountain Plains ApHC

(All Ranch Reining)

Show Date: 09-03 & 04-2022



Pattern 10

Trot to center of arena, stop.

Start pattern facing away from judge.

1. Beginning on the left lead, complete 2 circles to the left; the first circle small and slow, the second circle large and fast. Change leads at the center of the arena.
2. Complete 2 circles to the right. The first circle large and fast, the second circle small and slow. Change leads at the center of the arena.
3. Continue around end of arena without breaking gait or changing leads, run down center of arena past end marker, and execute a square sliding stop.
4. Complete 3 1/2 spins to the left.
5. Run down center of arena past end marker and execute a square sliding stop.
6. Complete 3 1/2 spins to the right.
7. Run down center of arena past center marker and execute a square sliding stop.
8. Back at least 10 feet. Hesitate to complete pattern.

[NRCHAWC/10]

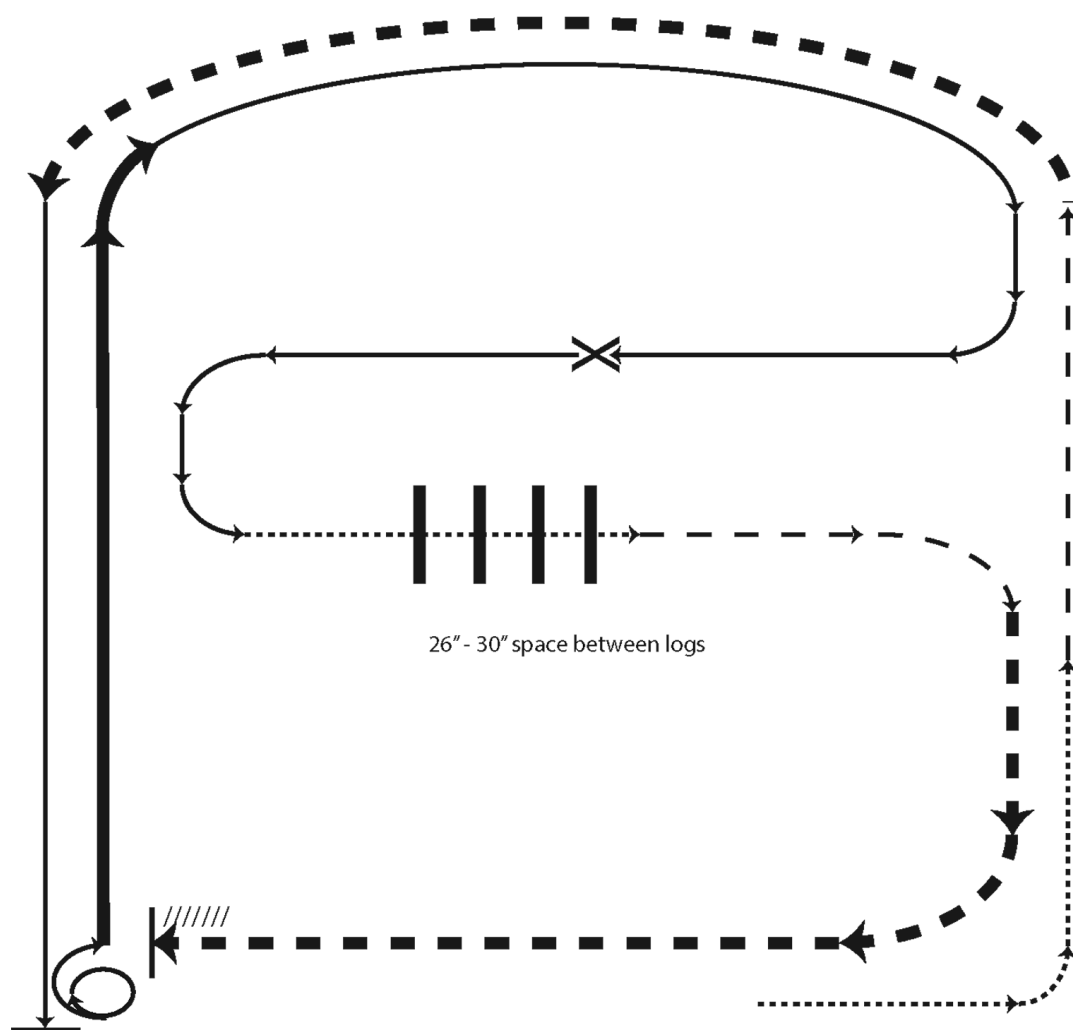
Pattern Provided by:

The Judges

Mountain Plains ApHC

All Ranch Riding

Show Date: 09-03 & 04-2022



- X Lead Change
- Walk
- - - Trot
- - - Ext Trot
- Lope
- Ext Lope
- //// Back

1. Walk
2. Trot
3. Extended trot
4. Left lead lope
5. Stop, 1 1/2 turn right
6. Extended lope
7. Collect to working lope-right lead
8. Change leads (simple or flying)
9. Walk
10. Walk over logs
11. Trot
12. Extended trot
13. Stop and back

[RR/AQHA-2]

Pattern Provided by:

The Judges