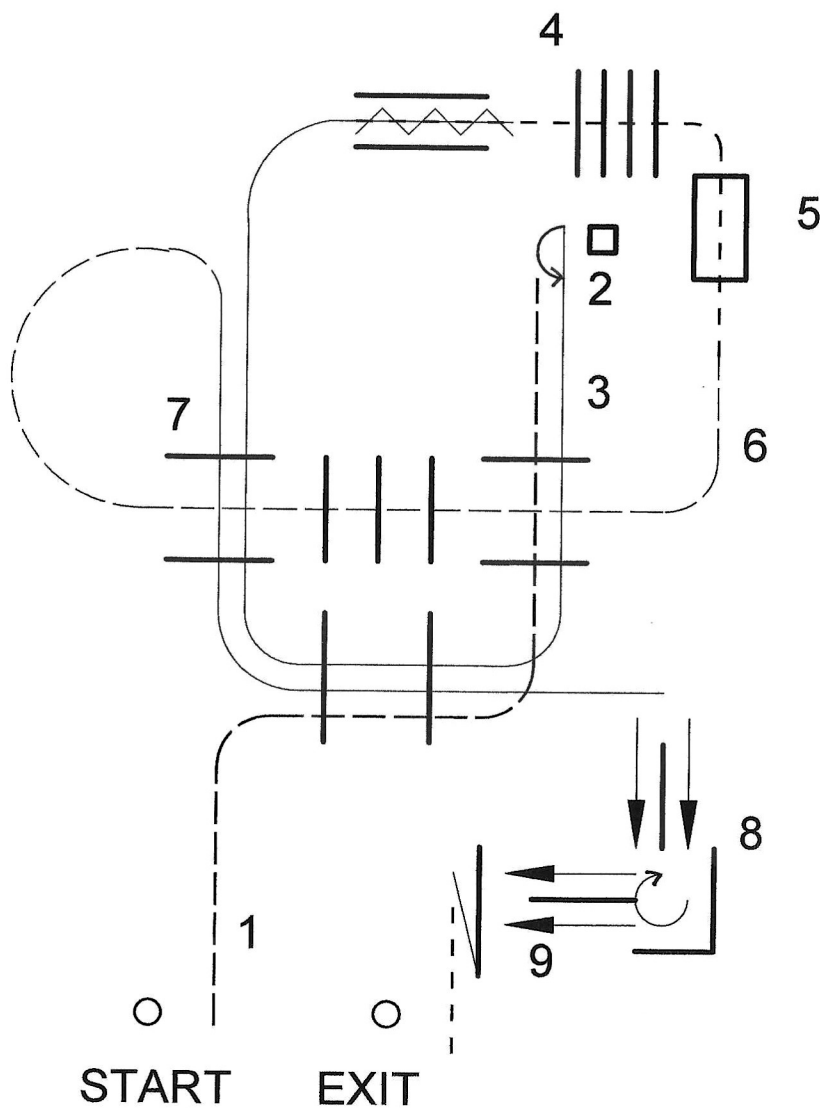


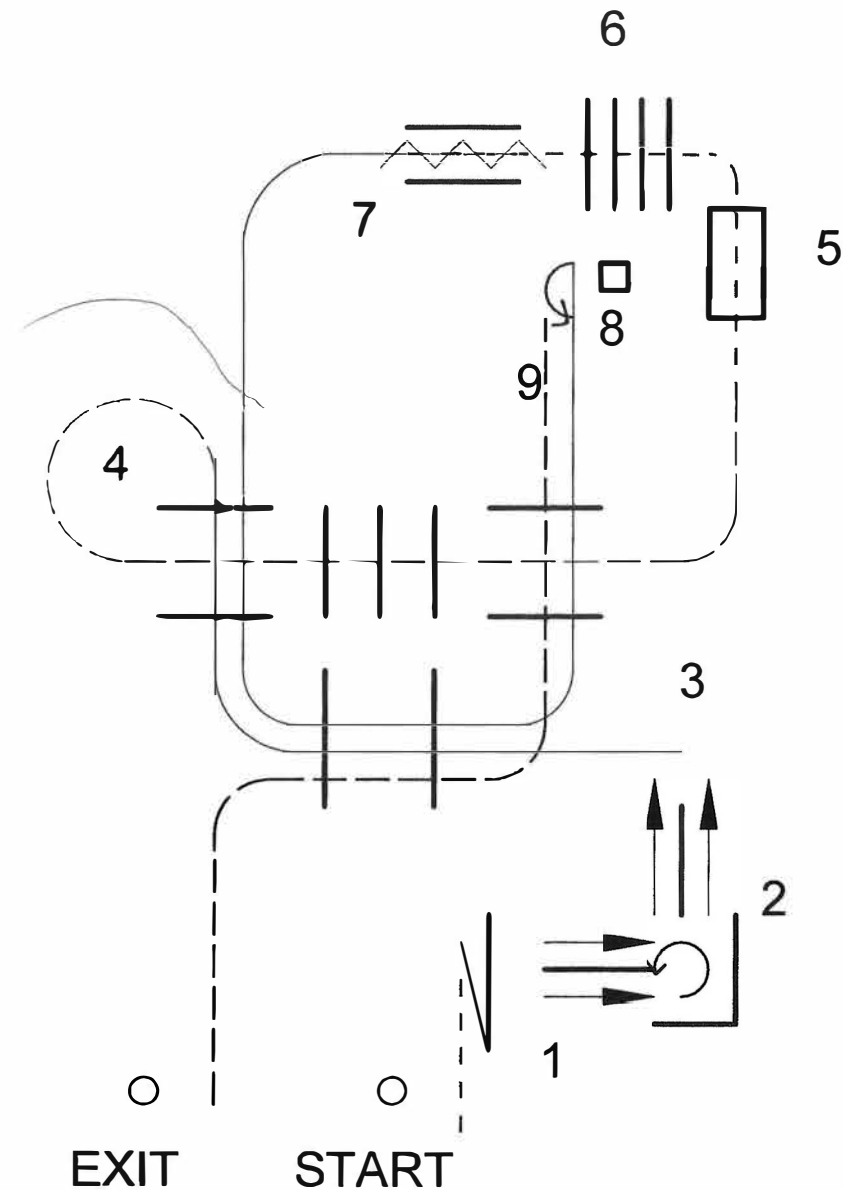
OPEN TRAIL - ALL CLASSES



Be ready at start marker

1. Extended jog over poles.
2. Stop at mailbox, remove and replace mail.
3. Turn 180 left, lope right lead over poles.
4. Lope through chute, stop and back.
5. Walk over poles and bridge.
6. Jog over poles and circle to right.
7. Lope left lead over poles and stop by log.
8. Sidepass right over log and turn 270 right in box.
9. Sidepass left over log, work gate (left hand push), walk to exit.

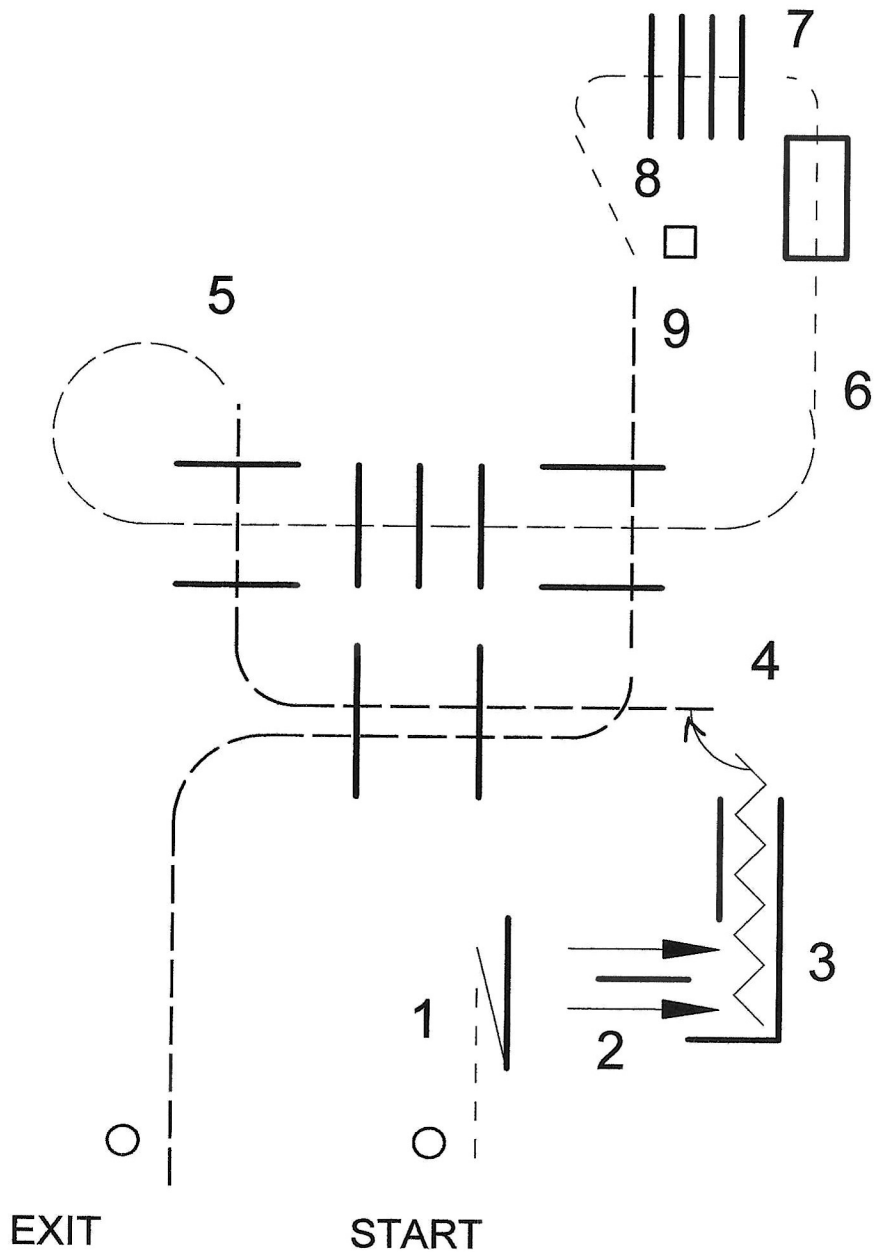
NON PRO, YOUTH TRAIL - ALL CLASSES



Be ready at start marker

1. Walk to gate, work gate (right hand pull), sidepass left over pole.
2. Turn 270 to left in box, sidepass right over pole.
3. Lope right lead over poles.
4. Trot 3/4 circle and over poles.
5. Walk over bridge and poles.
6. Walk through chute, back through chute.
7. Lope left lead out of chute and over poles.
8. Stop at mailbox, remove/replace mail.
9. Turn 180 to left, extended jog over poles to exit.

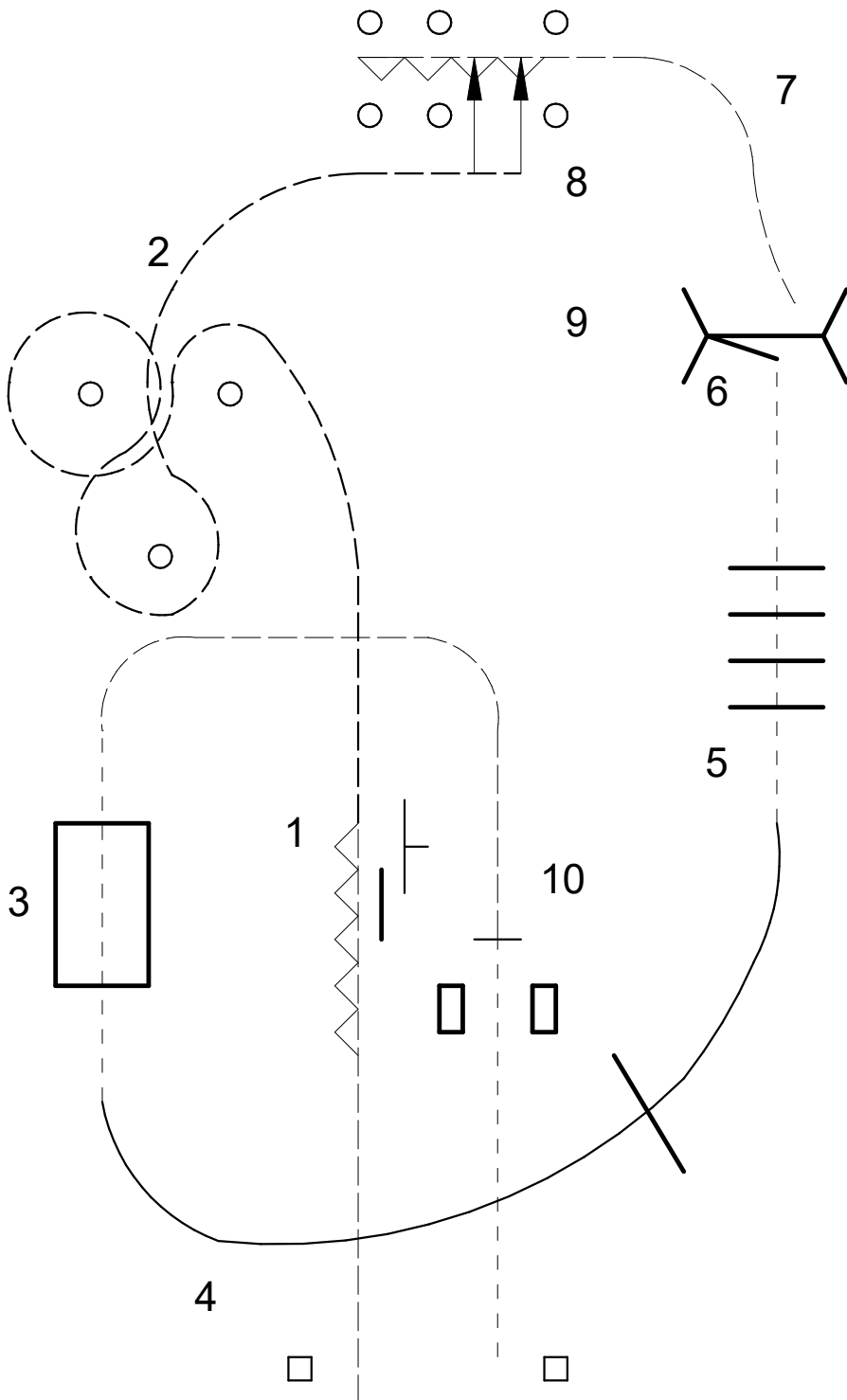
WALK TROT TRAIL - ALL CLASSES



Be ready at marker

1. Walk to gate, right hand pull gate.
2. Sidepass left over log.
3. Back through chute.
4. Turn 90 right, extended jog over poles.
5. Jog circle left and over poles.
6. Walk over bridge.
7. Walk over poles to mailbox.
8. Stop at mailbox, remove/replace mail.
9. Extended jog over poles to exit.

RANCH TRAIL - ALL NON PRO /Amatuer & Youth Appaloosa & Allbreed

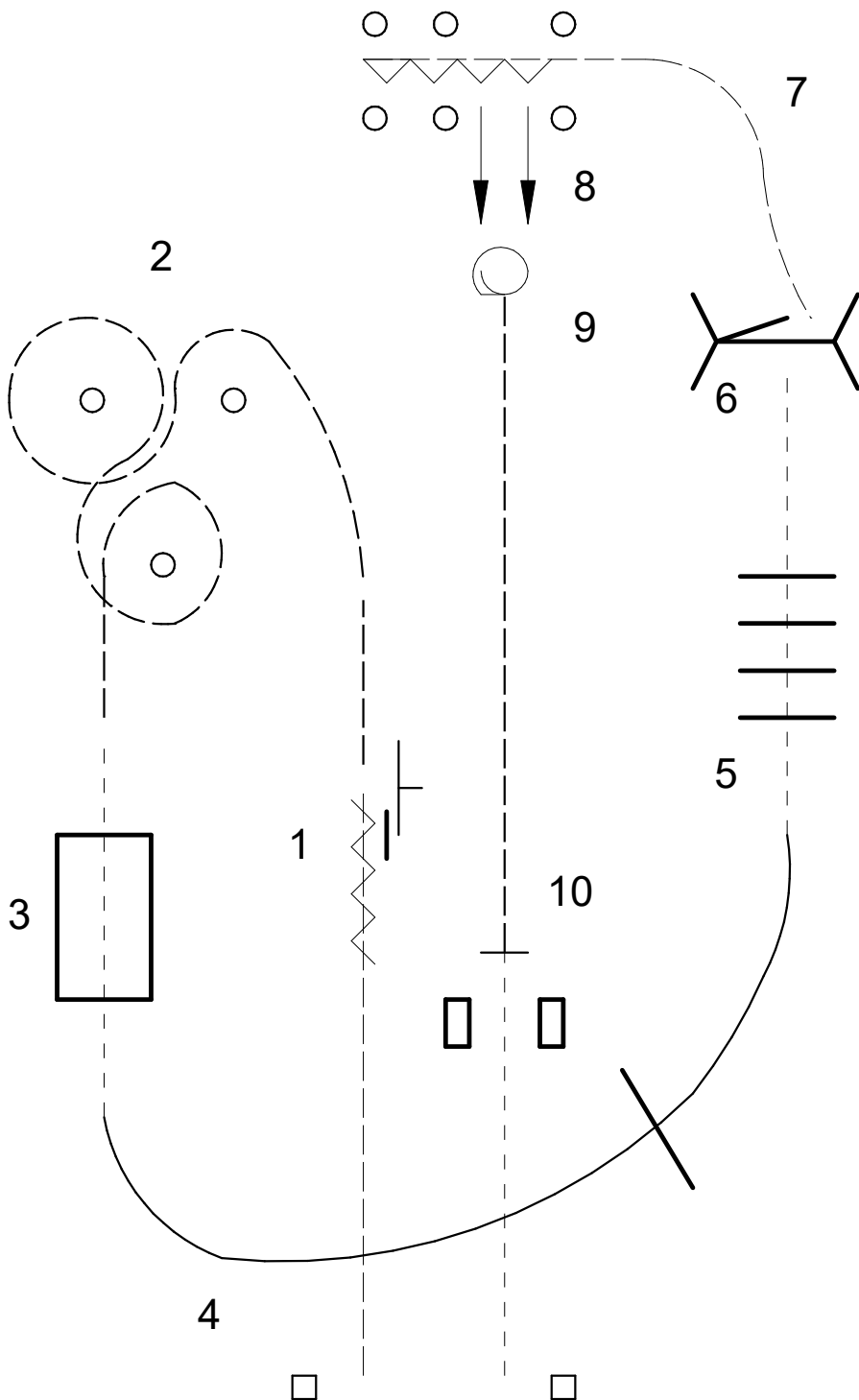


Be ready at the start marker.

1. Trot to drag. Drag log backing up, walk forward and return log to original position.
2. Extended trot through serpentine.
3. Stop and sidepass left between bushes.
4. Back between bushes then trot to gate.
5. Work gate, right hand.
6. Walk over logs.
7. Lope right lead over log.
8. Walk over bridge.
9. Trot square corners and stop by bales.
10. Dismount and ground tie.

Move bucket from one bale to the other.

Lead horse to exit at a walk.

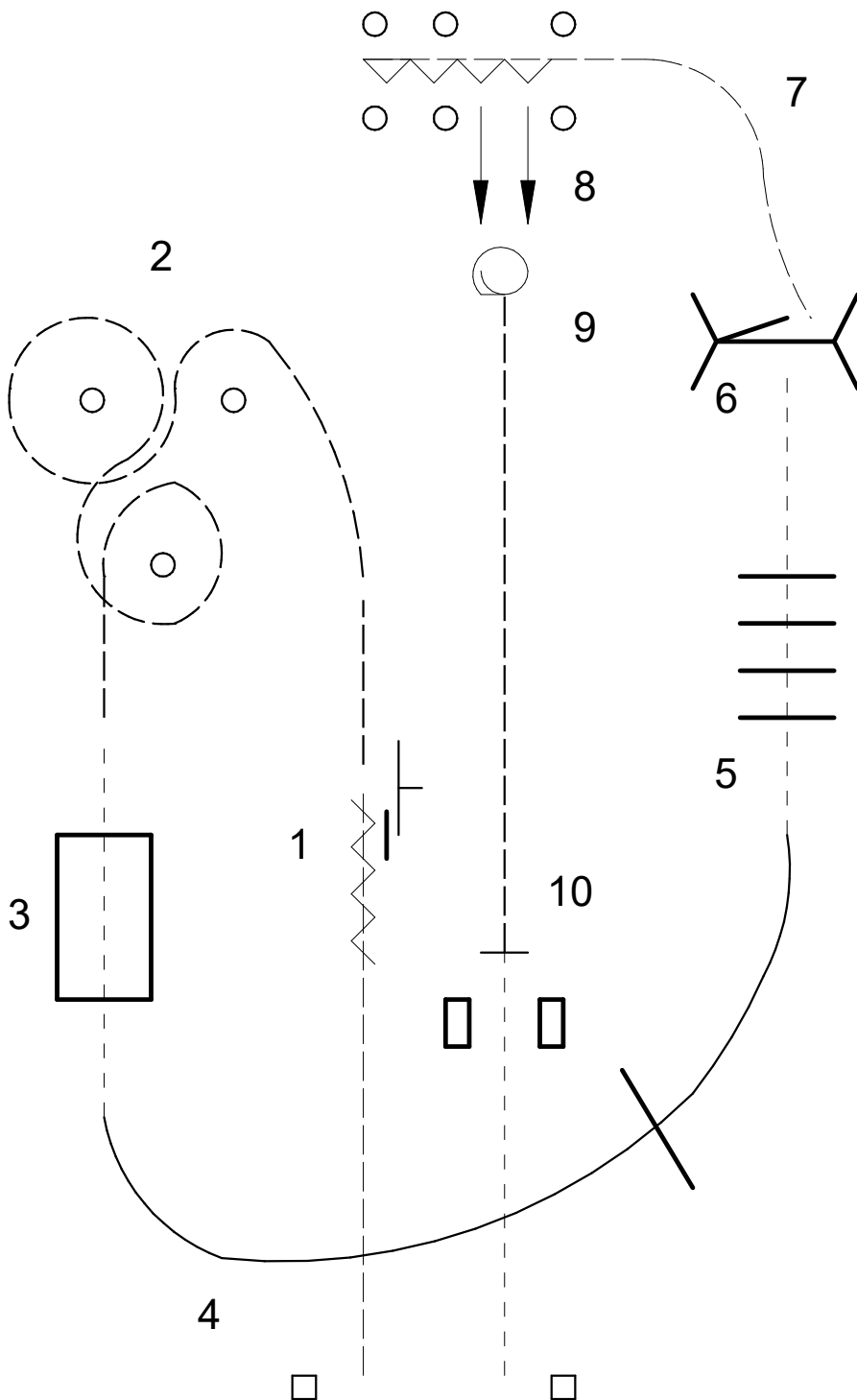


Be ready at the start marker.

1. Trot to drag. Drag log backwards, walk forward, returning log to original position.
2. Extended trot through serpentine.
3. Walk over bridge.
4. Lope left lead over log.
5. Walk over logs to gate.
6. Work gate, left hand.
7. Trot through bushes, stop and back.
8. Sidepass left between bushes.
9. Turn 1 1/4 to left and extended trot .
10. Stop, dismount and ground tie.

Move bucket from one bale to the other.

Lead horse to exit at a walk.



Be ready at the start marker.

1. Trot to drag. Drag log backwards, walk forward, returning log to original position.
2. Extended trot through serpentine.
3. Walk over bridge.
4. Lope left lead over log.
5. Walk over logs to gate.
6. Work gate, left hand.
7. Trot through bushes, stop and back.
8. Sidepass left between bushes.
9. Turn 1 1/4 to left and extended trot .
10. Stop, dismount and ground tie.

Move bucket from one bale to the other.

Lead horse to exit at a walk.